



MR.SHOWERDOOR®

Series 60 Frameless Channel Free Tub Enclosure

The latest enclosure design trends the complete elimination of framing. This elegant, minimalist style provides a clean, uncluttered look without any difficult to clean parts. To ensure maximum safety and stability, we use heavy-duty wall clamps that affix the glass to the walls with exceptional rigidity.

1. PREMIUM HINGES

Our hinges are of the highest quality available and cycle tested 30,000 times. 5° pressure for when stop seal or miter is used or 180° self centering for in/out swings are both available.

2. TUBULAR PULL HANDLE

Standard 6" through-glass pull handles. A variety of styles are available to suit any décor.

3. 90° CLAMPS

Thick-metal clamps secure the glass rigidly to the walls. Large 2"x4" design with three screw anchors provide the ultimate in security.

4. LEAK PROOF DOORS

Available in easy to replace plastic design, permanent aluminum, or plated over brass with tiny replaceable "T" gasket below. Shown with optional curb dam for additional leak prevention.

5. ADDITIONAL CLIPS




Our experts may recommend additional 2"x2" bottom clips to ensure safe, secure installation of large size panels or under other heavy load conditions. Where possible, low-profile clips may be specified.

6. SECURE GLASS

Glass is set precisely onto 3/16" clear blocks for added safety. A minimal amount of clear, precise caulking provides a clean finish.

7. DOOR SWING

Depending upon the situation, a small 1/8" gap allows the door to swing in as well as out. When a positive seal is required, the glass is mitered and sealed without the use of unattractive plastic sleeves.



Visit one of our showrooms or call
800.633.3667

STRATFORD Headquarters
260 Hathaway Drive
Stratford, CT 06615

NORWALK
651 Connecticut Avenue
Norwalk, CT 06854

EASTCHESTER
447 White Plains Road
Eastchester, NY 10709

*Upcharge applies.

Series 60 Frameless Channel Free Tub Enclosure



The latest enclosure design trends the complete elimination of framing. This elegant, minimalist style provides a clean, uncluttered look without any difficult to clean parts. To ensure maximum safety and stability, we use heavy-duty wall clamps that affix the glass to the walls with exceptional rigidity.

SPECIFICATIONS

To ensure the utmost in safety, all tempered safety glass is compliant with all ANSI and consumer product safety commission specifications, as well as the even more stringent SGCC specifications.

All exposed glass edges are polished.

OPTIONS*

Clear glass is available in 3/8" or 1/2" thickness. Can up upgrade to Starphire™ ultra-clear glass and/or VistaShield® low-maintenance coating.

Visit one of our
showrooms or call
800.633.3667

STRATFORD *Headquarters*
260 Hathaway Drive
Stratford, CT 06615

NORWALK
651 Connecticut Avenue
Norwalk, CT 06854

EASTCHESTER
447 White Plains Road
Eastchester, NY 10709



**Upcharge applies.*